

Sorption Isotherms of Mango (*Mangifera Indica* L.) Pulp Freeze-dried.

Rangel–Marrón M.* Welti–Chanes J, Córdova–Quiroz A.V., Cerón–Bretón J.G., Anguebes–Franseschi F., and Moreno–Martínez V.

Abstract—The equilibrium moisture contents of mango pulp freeze-dried was determined using the gravimetric – static method at 288.15, 298.15 y 308.15 K for water activity (a_w) ranging from 0.11 to 0.89. At a given a_w , the results showed that the moisture content decreases with increasing temperature. Mathematical models were evaluated to determine the best fit for the experimental data. A nonlinear regression–analysis method was used to evaluate the constants of equations. The BET and GAB models were the most suitable to describe the sorption curves; the monolayer-content values for the sorption at different temperatures were calculated.

Keywords— Mango, sorption isotherm, sorption models, water activity.

I. INTRODUCTION

THE production of mango ranks third among the tropical fruits, the seventh largest in the whole fruit, but in terms of consumption, mango ranks first worldwide [1] derived from fresh consumption. This fruit is an excellent source of vitamin A and C, as the consumption of 100 g of ripe mango will cover more than 50% of the recommended daily amount of each of these vitamins [2]. This fruit provides a certain amount of other vitamins and minerals such as riboflavin, niacin, calcium, phosphorus and iron [3].

Today, consumers demand products to market that are identical to the fresh, to preserve their own physicochemical properties and durability, without reducing the properties of food. Most of foods have a substantial quantity of water, which is critical for the disqualification or dissemination of the

different reactions that increase or reduce their quality. The food industry have developed a number of techniques for conservation, the mango is consumed in many forms and products, has a shelf life of approximately 16 weeks, is subject to various diseases in all stages of development, consequently is the interest to maintain its organoleptic properties as long as possible [4, 5, 6]. It was used freeze-drying technology for the production of mango pulp that keep the most organoleptic characteristics of fresh product, easy distribution and storage.

The water content in a food is particularly important from a nutritional standpoint. Also, is interesting how the water is present. The availability of water, will determine the shelf life. In fact, foods with the same water content may have different changes because they have a different availability [7]. The extent to which the water interacts with the components contributes to the stability of a food is determined by the amount that is present and is defined by the activity of water and its thermodynamic state [8].

The values of equilibrium moisture content of biological products depend mainly on the temperature and relative humidity of the species or variety of the product. Physiological maturity and history of the product, and how was the equilibrium obtained (adsorption or desorption), also influence the equilibrium moisture content [9].

The relation-ship between total moisture content and a_w for a meal in a range of values at a constant temperature, produce a moisture sorption isotherm when expressed in graphical form [10]. They relate the equilibrium moisture content (g water / g dry matter) at a constant temperature with the thermodynamic activity of water in the product at a given range of moisture or activity [11]. To determine, more quickly, the optimum moisture content required for the stability of the dehydrated product, it is useful for producers to decrease microbial growth, enzymatic reactions, growth and non-enzymatic oxidation of lipids [12].

A number of models have been suggested in the literature for the dependence between the equilibrium moisture content and the water activity (a_w) [13]. Some of them take into account the effect of temperature. The Oswin (1946), Smith (1947), Halsey (1948), Henderson (1952) and the Guggenheim–Anderson de Boer (GAB) equations have been adopted as standard equations by The American Society of Agricultural Engineers (ASAE) for describing sorption isotherms [13]. Among the sorption models, the GAB [14] equation has been applied successfully to various food materials. The aim of this study was to determine the sorption isotherms of mango pulp

Manuscript received October 25, 2010. This work was supported in part by Chemical and Food Engineering Dept., Universidad de las Américas–Puebla (UDLAP), México and Dept. de Ingeniería Química. Universidad Autónoma del Carmen, Ciudad del Carmen (UNACAR), Mexico.

*M. Rangel–Marrón. Dept. de Ingeniería Química. Universidad Autónoma del Carmen, Ciudad del Carmen (UNACAR), Calle 56 No. 4 por Avenida Condordia. C.P. 24180. Colonia Benito Juárez. Ciudad del Carmen, Campeche, México, (phone: 52-9383826514; mrangel@pampano.unacar.mx)

J. Welti–Chanes. División de Biotecnología y Alimentos del Instituto Tecnológico de Estudios Superiores de Monterrey, México (e-mail: jwelti@itesm.mx).

A.V. Córdova–Quiroz. Departamento de Ingeniería Química. Universidad Autónoma del Carmen, México (e-mail: acordova@delfin.unacar.mx).

J. Cerón–Bretón. Departamento de Ingeniería Química. Universidad Autónoma del Carmen, México (email: jceron@pampano.unacar.mx).

F. Anguebes–Franseschi. Departamento de Ingeniería Química. Universidad Autónoma del Carmen, México (e-mail: fanguebes@pampano.unacar.mx).

freeze-dried, the type of isotherm between a_w values of 0.1 to 0.89 to determine the effect of temperature at 288.15, 298.15 and 308.15 ° C. The experimental data set were determined and correlations were calculated applying different theoretical models or semi-theoretical to predict the appropriate conditions for storage and greater stability.

II. MATERIALS AND METHODS

A. Raw Material

It was used the variety of Ataulfo mango (*Mangifera Indica L.*), bought in a supermarket in Puebla city. The Pulp was separated from the bone and shell, and then was liquefied in a food processor BRAUN brand. Total acidity (%), total soluble solids (°Brix), pH Value, were determined by methods reported in the literature as initial analysis of mango pulp [15]. The results are as follows: 0.3479% ± 0.0115 acidity expressed as citric acid, 20.60 ° Bx, pH: 4.42 ± 0.070, then stored in petri dishes of 20 cm x 1 cm for subsequent freezing cabinet at 233.15 K (REVCO, Model ULT 2090-3 ABA, USA). Frozen mango pulp was lyophilized in a 51-SRC team sublimator VirTis (New York) with a gap of 0.1-0.2mm Hg and a condenser temperature of 218.15 K.

B. Sorption Isotherm

The initial moisture content of mango pulp freeze-dried was determined according to 22.013 AOAC [15] obtaining 0.2950 ± 0.0246 Kg water / Kg dry solid. The equilibrium moisture content of freeze-dried mango pulp at different temperatures was determined by the gravimetric - static method. The method is based on measuring triplicate samples 1g (±0.1 g); they were placed in glass jar inside a constant relative humidity [16] Figure 1. Ten reagent saturated salt solutions were prepared according to the values of water activity from.11 to 0.89; the method of preparation was the same as that adopted in the COST 90 [17].

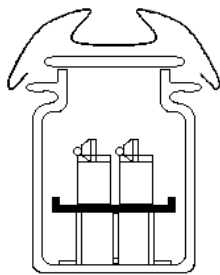


Fig. 1 System used for the determination of Sorption Isotherms [16].

C. Modelling

The experimental data were modeled with the equations of BET (Brunauer, Emmett and Teller), GAB (Guggenheim, Anderson and de Boer), Halsey, Henderson, Oswin and Smith, presented in Table I, using Microsoft Office Excel 2003 software for resolution.

TABLE I
MATHEMATICAL MODELS APPLIED TO SORPTION ISOTHERMS OF MANGO PULP FREEZE-DRIED

Reference	Model	Equation No
B. E. T. (1938) [18]	$M_w = \frac{ABa_w}{(1-a_w)[1+(B-1)a_w]}$ $A = m_0$ $a_w < 0.5$	(1)
G. A. B. (1966) [14]	$M_w = \frac{A B C a_w}{(1-C)(1-Ca_w + B Ca_w)}$ $0.10 < a_w < 0.90$	(2)
Halsey (1948) [19]	$M_w = \left(\frac{-A}{\ln a_w} \right)^{1/B}$ $0.10 < a_w < 0.80$	(3)
Henderson (1952) [20]	$M_w = \left[-\frac{\ln(1-a_w)}{A} \right]^{1/B}$ $0.5 < a_w < 0.95$	(4)
Oswin (1946) [21]	$M_w = \exp\left(A + B \ln\left[\frac{a_w}{1-a_w}\right]\right)$ $a_w < 0.57$	(5)
Smith (1947) [22]	$M_w = A + B \ln(-\ln a_w)$ $0.06 < a_w < 0.495$	(6)

a_w : Water Activity $A = m_0$, $B = constant$, $C = constant$, M_w =: Equilibrium moisture content (Kg water / Kg dry solid)

The models were evaluated in terms of statistical error by the percentage of the root mean square (% RMS), which predicts the differences between the experimental and predicted moisture content, the residual must be less than 10% to consider the model as acceptable and states:

$$\% RMS = \left(\sqrt{\frac{1}{n} \sum_{i=1}^n \left(\frac{M_{exp} - M_{pre}}{M_{exp}} \right)^2} \right) 100 \quad (7)$$

Where n is the number of observations, M_{exp} is the experimental value of equilibrium moisture content, M_{pre} represents the predicted value of equilibrium moisture content [23].

III. RESULTS & DISCUSSION

A. Experimental Results

The hygroscopic equilibrium for mango pulp freeze-dried is attained within 30 - 35 days for the three storage temperatures. Sorption isotherms obtained at 288.15, 298.5 and 308.15 K are shown in Figure 2. It is noted that the increased moisture in equilibrium is analogous to increasing water activity; however the moisture content decreases with temperature. The results showed the typical shape of the sorption isotherms for foods

with high sugar content corresponding to a sigmoidal type III isotherm. Similar results were found for the isotherms of mango and apple African [24]. The characteristic shape of the isotherms obtained will depend on the variety and total hygroscopic material present in the heterogeneous mixture of hydrophilic substances. Characterized in that, at low water activities, there is an increase in moisture content indicating a tightly bound physical sorption on active sites of the biopolymer. As a_w increased, the sugar molecules become more mobile in the internal phase, resulting in a crystallization of the same. Then the crystallization process results in an increase of adsorption of water because the water-sugar interaction is sufficient to cause a dissociation-sugar, allowing active sorption [25].

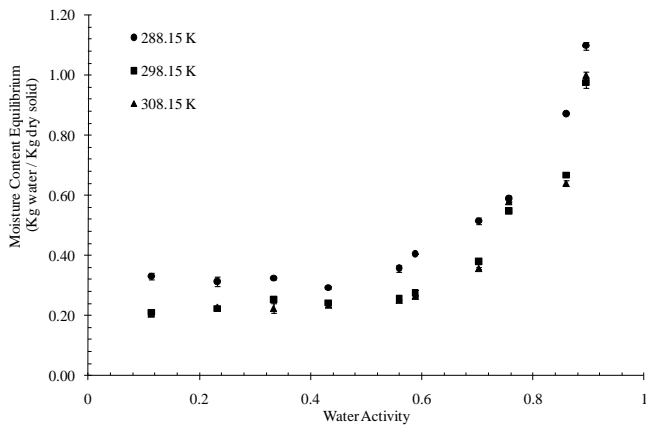


Fig.2 Sorption isotherms of mango pulp freeze-dried at 288.15, 298.15, and 308.15 K.

B. Modeling of the Sorption Isotherms

A large number of models have been proposed to determine sorption isotherms. In this paper we proved the following models: BET (1938), GAB (1966), Smith (1947), Henderson (1952), Oswin (1946), Halsey (1948). These relate the water activity (a_w) and moisture content equilibrium. From the experimental data it is possible to determine the theoretical moisture stability to the lyophilized product. Models that predict the moisture content of mango pulp freeze-dried for the three storage temperatures are: BET and G. A. B. See Table II, which boast correlation coefficients (R^2) and values less than 0.90% RMS, 10% respectively according to the criteria established [23, 26, 27]. The G. A. B model is the most widely used for foods with high sugar content such as the mango [28].

Figures 3 and 4 shows the experimental data fit to the BET and GAB model respectively, yielding sigmoidal type III isotherm. In both models, the curves show a kinship own food with high sugar content, with equilibrium moisture content increased abruptly when exposed to high water activities, due to the dissolution of fruit sugar.

TABLE II
ESTIMATED PARAMETERS OF DIFFERENT MODELS FOR THE SORPTION ISOTHERMS OF MANGO PULP FREEZE-DRIED.

Parameters	Temperature (K)		
	288.15	298.15	308.15
B.E.T			
A	0.1597	0.1358	0.1284
B	-12.3739	-19.5386	-18.1585
R^2	0.9615	0.9706	0.9852
%RMS	2.3724	3.3736	2.1734
G. A. B.			
A	0.1686	0.1242	0.1175
B	0.9376	0.9399	0.9363
C	15.0253	15.9943	15.1964
R^2	0.9622	0.9000	0.9074
% RMS	1.1311	1.5851	1.6458

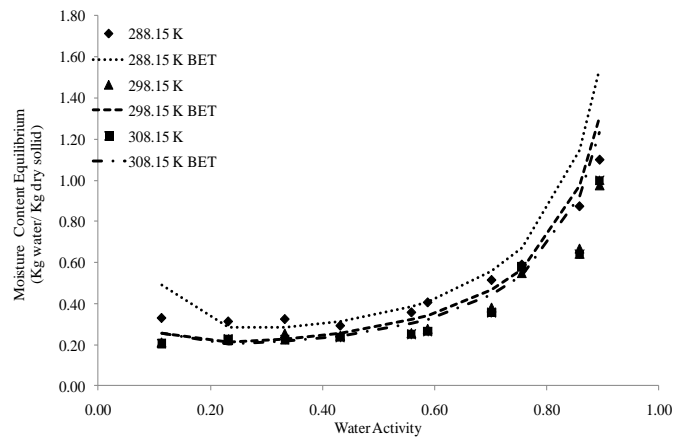


Fig. 3 Influence of Temperature of the Sorption Isotherms of Mango Pulp Freeze-dried, using BET Model.

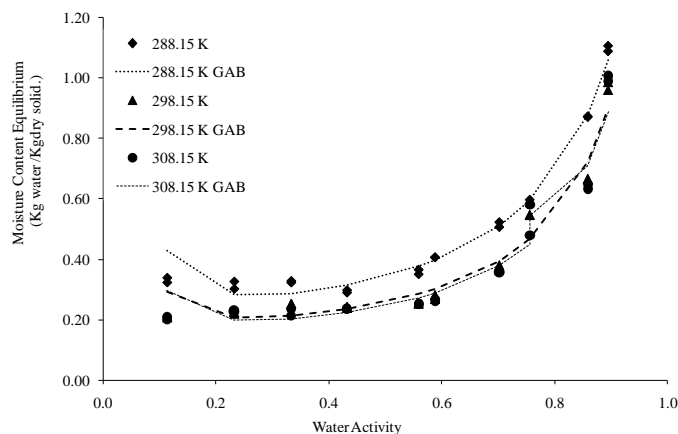


Fig. 4 Influence of Temperature of the Sorption Isotherms of Mango Pulp Freeze-dried, using GAB model

The values obtained for the monolayer mango pulp freeze-dried according to the BET model were 0.1597, 0.1358 and 0.1284 for the GAB model are: 0.1686, 0.1242, and 0.1175 (kg water / Kg dry solid) at 288.15, 298.5 and 308.15 K respectively. It was observed that monolayer values decrease with temperature. This decrease in the monolayer may be due to a reduction in the total number of active sites to be covered, as a result of a physical and / or chemical change induced by temperature. Similar results have been reported for mango yogurt powder [23]. It was found that the value of the second constant for the GAB model related to the effects of temperature (C) had values greater than 1, indicating that physical disturbance and size reduction when the product is dried..

IV. CONCLUSION

The sorption curves provide valuable information about the hygroscopic equilibrium mango pulp freeze-dried. They give a clear idea of the stability domain of this product after freeze-drying. The sorption isotherms mango pulp freeze-dried were analyzed for six models to predicting the equilibrium moisture content. The comparison between the experimental points and predicted sorption isotherms showed that the GAB and BET models seems to be the most suitable to describe the sorption isotherms mango pulp freeze-dried in a temperature range 288.15–308.15 K and a_w values from 0.11–0.89. The equilibrium moisture content and values of monolayers obtained by BET and GAB models decreased as temperature increased. For Mango pulp freeze-dried, the optimal storage temperature is 308.15 K and a relative humidity of 60% due to the equilibrium moisture content is maintained around the values of monolayer.

ACKNOWLEDGMENT

The authors express their sincere thanks to the Universidad de las Américas-Puebla for the experimental support.

REFERENCES

- [1] A. Barron, O. Cifuentes, and T. Hernández. Economic study in fruits and vegetables for export in Mexico. Universidad Autónoma de Nayarit. 2002, pp. 45-52.
- [2] PROSERCO (Promotora de servicios comerciales del estado de Campeche). "Diagnostic of system mango product." Campeche Government. 2004, pp. 1-18.
- [3] G. E. Jiménez, P. M. Sánchez, and P.J. Velázquez. "Getting liqueur of mango as a preservation model." National Polytechnic Institute. 2004, pp. 89-93.
- [4] D. S. Badui, Anzaldúa- Morales, A. H. Bourges. "Food Chemistry 3era ed, Alhambra Mexicana, 1993, pp. 115-142.
- [5] R. N. Singh, O. P. Rao, "Propagation studies in mango (*Mangifera I. L.*)." Prog. Hrt, 1984, pp. 6-61.
- [6] M. C. Montero. "Food and Living Healthy." Universidad Pontificia Comillas de Madrid, Spain, 2003, pp. 157-161.
- [7] R. M. Rodríguez, E. Simon-Magro. Bases for Human Consumption. Vol. 3, Netbiblo, 2008, pp. 347-375.
- [8] T. P. Labuza. Moisture sorption: Practical aspects of isotherm measurement and use. American Association of Cereal Chemistry, St Paul Minnesota. 1984.
- [9] S. Lahsasni, M. Kouhila, M. Mahrouz, and N. Keachaou, "Experimental study and modelling of adsorption and desorption isotherms of prickly pear peel (*Opuntia ficus indica*)," *J. Food Eng.*, vol. 55, 2002, pp. 201-207.
- [10] S. S. H. Rizvi. Thermodynamic properties of foods in dehydration, En: Engineering Properties of Foods; M. Rao and S. S. H. Rizvi, Eds. Marcel Dekker Inc.; U.S. A. New York, 1995, pp. 223-309.
- [11] N. Martínez. Thermodynamics and Kinetics of Food System. Polytechnic University of Valencia, Spain. Department of Food Technology. 1998, pp. 289-315.
- [12] I. C. Baianu. Physical chemistry of food processes fundamental aspects. Springer, 1992, pp. 402-423.
- [13] C. Van Den Berg and S. Bruin. Water activity and its estimation in food systems: Theoretical aspects. In Water Activity: Influences on Food Quality. L. Rockland and G. F. Stewart, Eds. Academic Press, New York, NY, 1981, pp. 1-64.
- [14] H. BIZOT. Using the GAB model to construct sorption isotherms. In Physical Properties of Foods. Jowitt R, Escher F. and Vos, G, Eds. Applied Science Publishers, London, 1983, pp. 43-54.
- [15] A.O.A.C Association of Official Analytical Chemists, "Official Methods of Analysis", 14 ed. 1984, Washington D. C.
- [16] E. Palou, A. López-Malo and A. Argaiz, A. López-Malo. "Effect of Temperature on the moisture sorption isotherms of some cookies and corn snacks." *J. Food Eng.*, vol. 31, no. 1, 1997, pp. 85-93.
- [17] W.L. Spiess and W. Wolf. Critical Evaluation of Methods to Determine Moisture Sorption Isotherms. In: Water Activity; Theory and Applications to Food. eds: L.B. Rockland and L.R. Beuchat, Eds. Marcel Dekker, New York. 1987.
- [18] S. Brunauer, P.H. Emmet and E. Teller, "Adsorption of gases in aqueous solutions." *J. AICHE*, vol. 62, 1938, pp. 137-139.
- [19] G.D. Halsey, "Physical adsorption on non-uniform surfaces." *J. Chem. Phys.*, vol. 16, 1948, pp. 931-937.
- [20] S.M. Henderson, "A basic concept of equilibrium moisture." *Agr. Eng.*, vol. 33, 1952, pp. 29-32.
- [21] G.R. Oswin, "The kinetics of package life." *Int. Chem. Ind.*, vol. 65, 1946, pp. 419-421.
- [22] S.E. Smith, "Sorptions of water vapor by proteins at high polymers." *J. Am. Chem. Soc.*, vol. 69, 1947, pp. 646-651.
- [23] K. Pradyuman and H. N. Mishra, "Moisture sorption characteristics of mango - soy-fortified yogurt powder." *International Journal of Dairy Technology*, vol. 59, 2006, no.1, pp.22-28.
- [24] K.O. Falade, O.C. Aworh, "Adsorption isotherms of Osmo-oven dried African start apple (*Chrysophyllum albidum*) and African mango (*Irvingia gabonensis*) slices." *Europe Food Res Technology*, vol. 218, 2004, pp. 278-283.
- [25] P-N.T Johnson and J.G. Brennan, "Moisture sorption isotherm characteristics of plantain (Musa, AAB)." *Journal of Food Engineering*, vol. 44, 2000, pp. 79-84.
- [26] M.A. Hossain and B. K. Bala, "Moisture isotherms characteristics for red chilli." *Drying Technology*, vol. 18 (1 y 2), 2000, pp.503- 515.

- [27] T.R Toledo, "Fundamental of food process engineering."Springer 2007, pp. 435-440.
- [28] G. F. Vázquez, R. Chelo, L. Moreira and Carballo, "Desorption isotherms of muscatel and oledo grapes, and the influences of pretreatments on muscatel isotherms." Journal of Food Engineering, vol. 39, 1999, pp. 409-414.

Rangel- Marrón M. Is a professor-researcher in the Chemical Faculty of the Autonomous University of Carmen City since 2005, has a Master Degree from Americas-Puebla University (UDLAP) in 2004. She was carried out numerous researches on food conservation, phase transition and shell life.

Welti-Chanes J. Has written over 16 books He is currently Associated Editor of *Food Engineering Reviews (FERE)* and Journal of Food Science. He is also Member of editorial Board of Journal of Food Engineering and Innovative Food Science and Emerging Technologies. In addition, he has published over 180 refereed papers in top journals around the world. Currently Dr. Welti-Chanes is professor of Monterrey Institute of Technology, Mexico and Director of the Division Food and Biotechnology.

Córdova-Quiroz A.V. Is a professor- researcher in the Chemistry Faculty of the Autonomous University of Carmen City since 2003, has a PhD degree in Chemical Engineering from Technology Institute from Celaya Guanajuato (ITC) Mexico in 2002. Dr. Córdova is a membership of the National System of Researchers of México named as Researcher level I since 2006.

Cerón-Bretón J.G. Is a professor-researcher in the Chemistry Faculty of the Autonomous University of Carmen City since 2006, has a PhD degree in Earth Sciences from the Autonomous National University of México (UNAM) in 2005. She was carried out several projects on air pollution and its effects on ecosystems and she is author of numerous papers published in refereed journals dealing with the environment, air pollution and earth sciences areas. Dr. Cerón is a membership of the National System of Researchers of México named as Researcher level I since 2007 and she is the leader of the Academic Group in Chemical Engineering of the Chemistry Faculty in UNACAR.

Anguebes-Franseschi F. Is a professor- researcher in the Chemistry Faculty of the Autonomous University of Carmen City since 2002, has a Master Degree from the Technology Institute of Orizaba (ITO).

Moreno-Martínez V. Is a Bachelor Student on the Chemical Faculty of the Autonomous University of Carmen City.