

Highly Concurrent VLSI Computing Structures for DCA

JÁN GLASA

Institute of Informatics
Slovak Academy of Sciences
Dúbravská cesta 9, 845 07 Bratislava
SLOVAK REPUBLIC

Abstract: In this paper highly concurrent pipelined computing structures based on a constrained digital contour smoothing are described. The smoothing minimizes the undersampling, digitizing and quantizing error and so it is able to improve the stability of invariants calculation. The word-level and bit-level systolic arrays for completely pipelined calculation of the constrained least-squares digital contour smoothing are described. They represent the heart of the concurrent pipelined VLSI computing structures which enable to calculate invariants, such as the length, the area, the moment invariants and to perform the smoothed contour encoding, in parallel. The computing structures achieve very high throughputs and can be realized on a single VLSI chip. They can be used for purposes of real-time digital curves analysis.

Key-Words: Digital curves analysis, digital contour smoothing, circulant Toeplitz matrices, bit-level systolic arrays, pipelined architectures, VLSI

1 Introduction

Digital curves analysis (DCA) plays an important role in modern image processing [10, 13, 21, 22]. It covers several sophisticated tools which can have a principal impact for successful analysis, representation and shape characterization of real objects investigated in digital images [1, 3]. Development of efficient (often real-time) techniques for different fundamental problems of DCA is then of a major interest [2, 6, 14, 19]. These reasons influence the development of VLSI systems utilizing parallelism, such as systolic arrays, pipelined architectures, string processors and wavefront arrays. Serious attention is also paid to introduction of new methods and approaches to achieve the improvement of accuracy of the shape invariants estimation.

For the purposes of DCA, several methods for a constrained digital contour smoothing have been suggested [18, 8]. They are based on the least-squares approximation to functions on equidistant subsets of points by orthogonal polynomials and on the approximation to functions by non-negative kernels. In [18, 9], bit-level systolic arrays for the constrained, so called feasible digital contour smoothing have been suggested. These arrays are completely pipelined

on a bit-level and achieve very high throughputs.

In this paper, highly concurrent pipelined VLSI computing structures for purposes of real-time digital curves analysis are described.

2 Digital Contour Smoothing

Let a digital picture be a finite rectangular array represented by a finite square grid Ω , where the distance between neighbouring grid points of Ω is equal to 1. Let a **digital contour** be a planar simple closed digital curve $\Gamma \equiv \bigcup_{j=0}^N S_j$, where S_j is a linear segment of the length 1 whose end points (x_j, y_j) and $(x_{(j+1) \bmod N}, y_{(j+1) \bmod N})$ belong to grid points of Ω and for each j there are exactly two points $(x_{(j-1) \bmod N}, y_{(j-1) \bmod N})$ and $(x_{(j+1) \bmod N}, y_{(j+1) \bmod N})$ for which

$$|x_j - x_{(j-1) \bmod N}| + |y_j - y_{(j-1) \bmod N}| = 1$$

and

$$|x_{(j+1) \bmod N} - x_j| + |y_{(j+1) \bmod N} - y_j| = 1.$$

Let us denote

$$\mathbf{X} = \begin{pmatrix} x_0 & x_1 & \dots & x_N \\ y_0 & y_1 & \dots & y_N \end{pmatrix}^T.$$

A **digital contour smoothing** in the least-squares sense is defined by a linear operator $\frac{1}{c}\mathbf{C}$

vectors (5) is 272 and they can be represented by the scheme shown on Fig. 2 [8]. The unit distance of this array is $\sqrt{\frac{2}{21}}$. The minimal vector length has the value $\sqrt{\frac{117}{21}}$ and the maximal vector length has the value $\sqrt{\frac{641}{21}}$.

3 Applications

The linear operator (3) allows to smooth digital contours in the least-squares sense preserving a contour shape and to minimize the undersampling, digitizing and quantizing error. It is able to improve the stability of estimation of local and global invariants which are related to the continuous pre-digitized contours of original objects investigated. Note that the digital contours are assumed to correspond to the continuous contours (i.e., a suitable noise suppression has been performed [20, 11, 15, 16]).

The direction vectors of (3) can be ordered according to their increasing angle with the x -axis and according to their decreasing norms if there are more vectors which have the same angle. Since they can be numbered by the numbers $N_i \in \langle 0, 271 \rangle$ according to their ordering, a simple coding scheme for encoding the smoothed curve can be obtained (see below).

The area of the closed polygon P bounded by the smoothed contour is defined by

$$\begin{aligned} P_{\frac{1}{c}}\mathbf{CX} &= \frac{1}{c^2} \sum_{i=0}^N ca_{ix}(cy_i + \frac{1}{2}ca_{iy}) = \\ &= \frac{1}{2c^2} \sum_{i=0}^N (ca_{ix}s_i + ca_{iy}ca_{ix}), \text{ where} \\ & s_i := s_i + 2ca_{iy}; \quad s_0 := 0. \end{aligned} \quad (6)$$

The length of the smoothed contour is defined by

$$L_{\frac{1}{c}}\mathbf{CX} = \frac{1}{c} \sum_{i=0}^N ((ca_{ix})^2 + (ca_{iy})^2)^{\frac{1}{2}}.$$

For the first-order moments according to the x - and y -axis, it holds

$$M_{1x}^{\frac{1}{c}}\mathbf{CX} = \frac{1}{2c^3} \sum_{i=0}^N ca_{ix}((cy'_i)^2 + ca_{iy}(cy'_i + \frac{1}{3}ca_{iy})),$$

$$M_{1y}^{\frac{1}{c}}\mathbf{CX} = \frac{1}{2c^3} \sum_{i=0}^N -ca_{iy}((cx'_i)^2 + ca_{ix}(cx'_i + \frac{1}{3}ca_{ix})).$$

The center of gravity (x_T, y_T) is defined by

$$x_T = \frac{M_{1y}^{\frac{1}{c}}\mathbf{CX}}{P_{\frac{1}{c}}\mathbf{CX}}, \quad y_T = \frac{M_{1x}^{\frac{1}{c}}\mathbf{CX}}{P_{\frac{1}{c}}\mathbf{CX}}.$$

The second-order moments according to the x - and y -axis are defined by

$$\begin{aligned} M_{2x}^{\frac{1}{c}}\mathbf{CX} &= \\ &= \frac{1}{3c^4} \sum_{i=0}^N ca_{ix}((cy'_i)^3 + \frac{3}{2}ca_{iy}(cy'_i)^2 + (ca_{iy})^2(cy'_i + \frac{1}{4}ca_{iy})), \end{aligned}$$

$$\begin{aligned} M_{2y}^{\frac{1}{c}}\mathbf{CX} &= \\ &= \frac{1}{3c^4} \sum_{i=0}^N -ca_{iy}((cx'_i)^3 + \frac{3}{2}ca_{ix}(cx'_i)^2 + (ca_{ix})^2(cx'_i + \frac{1}{4}ca_{ix})). \end{aligned}$$

For the smoothed central second order moments according to the center of gravity, we have

$$M_{2x}^{\frac{1}{c}\mathbf{C}(\mathbf{X}-\mathbf{X}_T)} = M_{2x}^{\frac{1}{c}}\mathbf{CX} - 2y_T M_{1x}^{\frac{1}{c}}\mathbf{CX} + y_T^2 P_{\frac{1}{c}}\mathbf{CX},$$

$$M_{2y}^{\frac{1}{c}\mathbf{C}(\mathbf{X}-\mathbf{X}_T)} = M_{2y}^{\frac{1}{c}}\mathbf{CX} - 2x_T M_{1y}^{\frac{1}{c}}\mathbf{CX} + x_T^2 P_{\frac{1}{c}}\mathbf{CX},$$

$$\text{where } \mathbf{X}_T = \begin{pmatrix} x_T & x_T & \dots & x_T \\ y_T & y_T & \dots & y_T \end{pmatrix}^T.$$

Note that it depends on the concrete application when the normalization by c will be performed. It can be done after the invariant has been calculated from the array \mathbf{CX} .

4 Systolic arrays

The matrix-matrix multiplication \mathbf{CX} can be represented by two circulant convolutions

$$\left. \begin{aligned} cx'_i &= \sum_{j=-3}^3 c_j x_{(i-j) \bmod N} \\ cy'_i &= \sum_{j=-3}^3 c_j y_{(i-j) \bmod N}, \quad i = 0, 1, \dots, N \end{aligned} \right\} \quad (7)$$

where $c_{-3} = c_3 = -2$, $c_{-2} = c_2 = 3$, $c_{-1} = c_1 = 6$, and $c_0 = 7$ denote the non-zero elements of the matrix (3). The circulant convolution (7) can be efficiently realized in serial as well as in parallel pipelined manner.

In [18], a linear systolic array for the calculation of (7) has been suggested. It has simple

cells (see Fig. 3a) separated by delay elements controlled by a common clock. The numbers of delay elements at z- and x-connections and the necessary input operations are shown on Fig. 3b. Since the primitive operations performed are operations on the word level, the array is qualified as a **word-level systolic array** with the throughputs $(N+13)T$, where T is the execution time of a single cell function.

In [18, 7, 9], a bit-level pipelined implementation of (7) on simple regular systolic structures has been investigated. The effective bit-level implementation of (7) is based on a suitable decomposition of the matrix \mathbf{C} , which is circulant Toeplitz matrix with integer elements, onto a sum of integer sparse matrices with non-zero elements which are powers of 2. Each particular decomposition of \mathbf{C} corresponds to a decomposition of (7) and represents a concrete bit-level implementation strategy [8, 9].

In [18], the matrix \mathbf{C} is decomposed onto the sum of 2 matrices $\mathbf{C}^{(1)}$ and $\mathbf{C}^{(2)}$, where neighbouring non-zero elements from $c_j^{(1)}$ or $c_j^{(2)}$, $j = -3, -2, \dots, 3$ represent the neighbouring powers of 2 (see Table 1). Moreover, the last non-zero element from $\{c_j^{(1)}\}$ and the first non-zero element from $\{c_j^{(2)}\}$ are also neighbouring powers of 2. Therefore, the calculation of (7) can be realized by 2 subsequent word-level systolic arrays, which perform the corresponding circulant convolutions. Then, each word-level cell in such array can be realized as a linear vertical systolic array of full adders (see Fig. 4a), which are separated by delay elements, and the whole calculation can be pipelined on a bit level.

In [7, 9], other particular decompositions of \mathbf{C} and corresponding bit-level systolic pipelined strategies of the calculation of (7) have been investigated and higher throughputs of the arrays have been achieved.

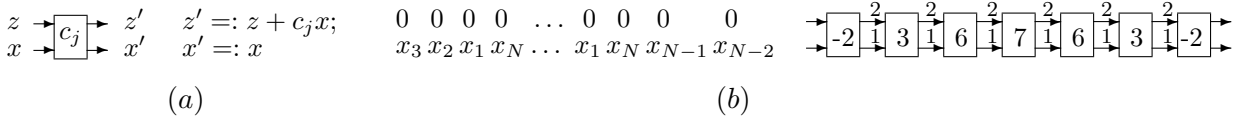
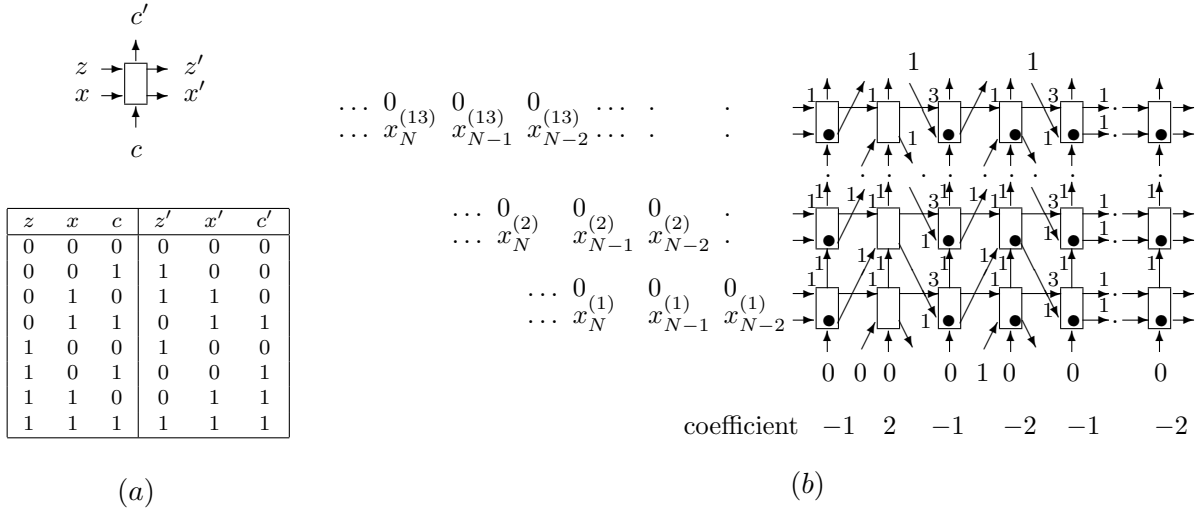


Fig. 3. Word-level systolic array for the least-squares 7-point digital contour smoothing.



(a)

(b)

column	1	2	3	4	5	6	7	8	9	10	11	12
coefficient	-1	2	-1	-2	-1	-2	4	8	4	8	4	-2
NDE_z	1	1	3	1	3	1	1	1	1	1	1	1
NDE_x	0	1	1	1	1	1	3	3	2	1	2	1

(c)

Fig. 4. A bit-level systolic array for the least-squares 7-point digital contour smoothing. NDE_* - number of delay elements on *-connections.

j	-3	-2	-1	0	1	2	3
c_j	-2	3	6	7	6	3	-2
$c_j^{(1)}$	0	2^0	2^1	-2^0	2^1	2^0	-2^1
$c_j^{(2)}$	-2^1	2^1	2^2	2^3	2^2	2^1	0

Table 1

For the purposes of this paper, let us consider the case of 8-bit input data. In this case, the intermediate results can be represented by $(8 + \lceil \log_2 21 \rceil + 1) = 14$ -bit numbers. Then, a systolic array with maximal throughputs and optimized numbers of its structural elements is shown on Fig. 4 [9]. The whole array is a 2-dimensional regular matrix of full adders arranged into 12 columns (corresponding to the non-zero elements of decomposition matrices) and 14 rows (corresponding to the bits of different significance), which are connected by delay elements (see Fig. 4b-c). The directions of z- and x-connections are constant for the whole array; the directions of x-connections are constant within one column and change from column to column. The shifting of x-data by just one bit position upwards, downwards, or horizontally, corresponds to the multiplication by 2^1 , 2^{-1} , or 2^0 , respectively. The multiplication by -1 is realized by converting the x-inputs into their 2's complements (inverters are denoted as small black circles, see Fig. 4b). The numbers of delay elements on x- and z-connections, constant within one column, change from column to column. The number of delay elements on c-connections is constant in the whole array. The vertical and horizontal pipelining of the calculation achieved by involving delay elements on c-connections of the array and by corresponding transformation of numbers of the delay elements on z- and x-connections requires the input data scewing to provide the proper data alignment (see Fig. 4b-c). The clock period of such completely pipelined system is controlled by the delay t of a single full adder. The primitive operations performed are operations on the bit level and so the array is qualified as a **bit-level systolic array**. This array was obtained by the analysis of all possible decompositions of \mathbf{C} mentioned above and has maximal throughputs and minimal numbers of cells and delay elements used (for more details see [8, 9]). The throughputs of the

array is $(N+36)t$, where t is the delay of a single full adder and N is the number of points of the digital contour.

5 Concurrent pipelined computing structures

In this part, highly concurrent pipelined computing structures which are enable to calculate invariants related to digitized contours investigated will be described. The hearth of the computing structures represents the systolic array for the feasible least-squares digital contour smoothing described above which can be denoted by the scheme shown on Fig. 5.

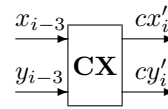


Fig. 5. Scheme of the systolic array for the digital contour smoothing.

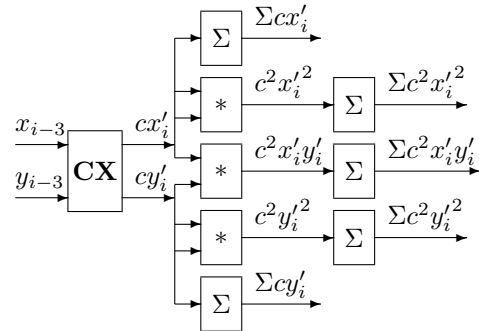


Fig. 6. Scheme of a computing structure for moments estimation.

The most commercially available vision systems are based on moment invariants [4, 12, 17]. The first and the second-order moments (non-normalized) of the smoothed curve can be realized by a parallel pipelined computing scheme shown on Fig. 6.

The systolic arrays, which are effectively implementable in VLSI, can be effectively used in situations where the subsequent processing requires only elementary arithmetic operations which can be realized with the same frequency as the systolic array has itself. Therefore, for the length calculation and for the encoding of the smoothed contour, a pipelined computing scheme

can be suggested (see Fig. 7). This pipeline comprises the following functional elements: systolic array for digital contour smoothing, string generator ($a_i b_i$ represents a string, each string element $a_i, b_i \in \langle 0, 50 \rangle$, i.e., each element requires six bits) and 4K 32-bites LUT memory ($a_i b_i$ represents an address on which the values of L_i and N_i are stored whereby for each value 16 bits are reserved). On the output of the pipeline the values of L_i and N_i are obtained in parallel, so that the scheme achieves the effect of multiprocessing and enables to avoid the calculation of L_i and N_i .

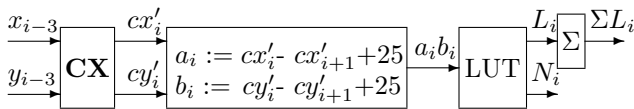


Fig. 7. Scheme of a computing structure for the length estimation and the smoothed contour coding.

The area of the smoothed curve can be realized by a concurrent computing structure shown on Fig. 8, where R performs (6).

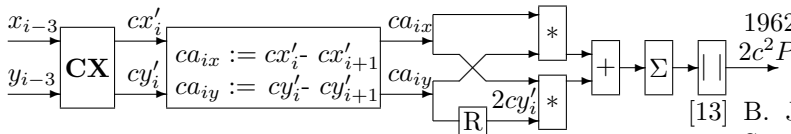


Fig. 8. Scheme of a computing structure for the smoothed contour area estimation.

6 Conclusion

In this paper, highly concurrent pipelined VLSI computing structures for digital curves analysis are described. The heart of these computing structures is represented by the systolic array for the constrained least-squares digital contour smoothing. The computing structures enable to estimate invariants related to digitized contours, such as the area, the length, the first- and the second-order moment invariants and encoding of digitized curves, in parallel. They can be realized on single VLSI chips and are dedicated for real-time digital curves analysis.

Acknowledgement. This work was partially supported by National Scientific Grant Agency, grant No. 2-4149-24.

References:

- [1] M. Bennamoun, G. Mamic, *Object Recognition*, Springer-Verlag, Berlin, 2002.
- [2] E.R. Dougherty, P.A. Laplante, *Introduction to Real-time Imaging*, IEEE Press, NY, 2001.
- [3] R.O. Duda, P.E. Hart, D.G. Stork, *Pattern Classification* (2nd ed.), John Wiley&Sons, NY, 2001.
- [4] S.A. Dudani, K.J. Keneth, R.B. McGhee, Aircraft Identification by Moments Invariants, *IEEE Trans. Comput.*, Vol.26, 1977, pp. 39-46.
- [5] S. Edelman, *Representation and Recognition in Vision*, The MIT Press, Cambridge, MA, 1999.
- [6] K.S. Fu, *VLSI for Pattern Recognition and Image Processing*, Springer-Verlag, Berlin, 1984.
- [7] J. Glasa, Bit-level Systolic Arrays for Digital Contour Smoothing, *LNCS*, Vol. 399, Springer-Verlag, Berlin, 1989, pp. 105-120.
- [8] J. Glasa, Circulant Toeplitz Matrices for Digital Contour Smoothing and their Parallel Implementation on Systolic Arrays, *PhD. theses*, 1993.
- [9] J. Glasa, On Bit-level Systolic Arrays for Least-squares Digital Contour Smoothing, *Techn. rep. No. IISAS-2003-05*, II SAS, Bratislava, 2003.
- [10] R.C. Gonzales, R.E. Woods, *Dig. Image Processing*, Prentice-Hall, Upper Saddle River, NJ, 2002.
- [11] L. Halada, About Some Methods of Image Point Classification, *Proc. of the Int. Conf. on Mech. Engineering*, Bratislava, 1997, pp. 26-29.
- [12] M.K. Hu, Visual Pattern Recognition by Moment Invariants. *IRE Trans. Comput. Mach.*, Vol.9, 1962, pp. 240-258.
- [13] B. Jahne, *Digital Image Processing* (5th ed.), Springer-Verlag, Berlin, 2001.
- [14] P.A. Laplante, A.D. Stoyenko, A. Stoyenko, *Real-time Imaging*, IEEE Press, NY, 1996.
- [15] R. Lukac, Impulse Detector for Noise Sequences, *Radioengineering*, Vol.10, No.2, 2001, pp. 24-31.
- [16] R. Lukac, Binary LUM Smoothing, *IEEE Signal Proc. Letters*, Vol.9, No.12, 2002, pp. 400-403.
- [17] S. Maitra, Moment Invariants, *Proc. IEEE*, Vol.64, 1979, pp. 697-699.
- [18] N. Petkov, F. Sloboda, A Bit-level Systolic Array for Digital Contour Smoothing, *Parallel Computing*, Vol.12, 1989, pp. 301-313.
- [19] N. Petkov, *Systolic Parallel Processing*, North Holland, Elsevier Sci. Publ., Amsterdam, 1993.
- [20] I. Pitas, A.N. Venetsanopoulos, *Non-linear Digital Filters: Principles and Applications*, Kluwer Academic Publ., 1990.
- [21] I. Pitas, *Digital Image Processing: Algorithms and Applications*, Wiley Interscience, NY, 2000.
- [22] W.K. Pratt, *Digital Image Processing* (3rd ed.), Wiley Interscience, NY, 2001.