

Stability and Bifurcation Analysis for an Improved HIV Model with Time Delay and Cure Rate

Kejun Zhuang

Anhui University of Finance and Economics
Institute of Applied Mathematics, School of Statistics and Applied Mathematics
Caoshan Road 962, 233030 Bengbu
China
zhkj123@163.com

Hailong Zhu

Anhui University of Finance and Economics
Institute of Applied Mathematics, School of Statistics and Applied Mathematics
Caoshan Road 962, 233030 Bengbu
China
mmyddk@163.com

Abstract: In this paper, a modified delayed mathematical model for the dynamics of HIV with cure rate is considered. By regarding the time delay as bifurcation parameter, stability and existence of local Hopf bifurcation are studied by analyzing the transcendental characteristic equation. Then the global existence of bifurcating periodic solutions is established with the assistance of global Hopf bifurcation theory. Finally, some numerical examples are given.

Key-Words: HIV, Hopf bifurcation, stability, delay

1 Introduction

Mathematical modeling in epidemiology provides understanding of the mechanisms that influence the spread of a disease and it suggests control strategies [1]. Human immunodeficiency virus (HIV) is a lentivirus (a member of the retrovirus family) that causes acquired immunodeficiency syndrome (AIDS). To understand HIV dynamics and disease progression, varieties of dynamic models based on differential equations have been proposed in [2, 3, 4, 5, 6].

We will consider some models for HIV-1 population dynamics below from [7, 8]. Here there are two components: x , the number of uninfected CD4⁺ T-cells and y , the number of infected such cells. Then the evolution of the system is described as follows:

$$\begin{cases} \frac{dx}{dt} = s - \mu x - \beta xy, \\ \frac{dy}{dt} = \beta xy - \nu y, \end{cases}$$

where all the parameters and variables are non-negative. s denotes the rate of production of CD4⁺ T-cells, μ is the per capita death rate, βxy denotes the rate of infection of CD4⁺ T-cells by virus, and νy is the rate of disappearance of infected cells. The viral variable has been omitted for simplicity. A more com-

plete model of HIV dynamics takes account of three components: the uninfected and infected CD4⁺ T-cells, and the virus in plasma. Then the revised system is:

$$\begin{cases} \frac{dx}{dt} = s - \mu x - \beta xz, \\ \frac{dy}{dt} = \beta xz - \nu y, \\ \frac{dz}{dt} = cy - uz. \end{cases}$$

Here c is the rate of production of virions by infected cells, u is the death rate of virus particles. z is the number of virus particles.

In [9], Wang et al modified the term βxz into $\frac{\beta xz}{x+z}$ and studied the stability of equilibrium and basin of global attraction. Following the ideas in [10], Srivastava and Chandra assumed that a fraction of infected CD4⁺ T cells returned to the uninfected class, and presented the following model by taking account of the evolution of drug resistance in [11]:

$$\begin{cases} \frac{dx}{dt} = s - kxz - dx + by, \\ \frac{dy}{dt} = kxz - (b + \delta)y, \\ \frac{dz}{dt} = N\delta y - cz. \end{cases} \quad (1)$$

Here, all the coefficients are positive constants. The parameter s is the inflow rate of T cells and d is the

natural death rate, k represents the rate of infection of T cells, δ represents the death rate of infected T cells and includes the possibility of death by bursting of infected T cells, hence $\delta \geq d$, b is the rate at which infected cells return to uninfected class, c is the death rate of virus and N is the average number of viral particles produced by infected cells. The local and global stability of non-negative equilibria have been discussed by means of compound matrix.

Recently, it has been realized that time delay should be taken into consideration. Motivated by the method in [12], we introduce a time delay to represent the incubation time that the vectors need to become infectious. The new model is

$$\begin{cases} \frac{dx}{dt} = s - kx(t - \tau)z(t - \tau) - dx + by, \\ \frac{dy}{dt} = kx(t - \tau)z(t - \tau) - (b + \delta)y, \\ \frac{dz}{dt} = N\delta y - cz, \end{cases} \quad (2)$$

here τ is the time lag from infection of cells to the cells becoming actively infected.

If the first equation of (2) has no time delay, the stability of equilibria was studied in [11]. It was found that the delay has no effect on the stability result under certain conditions. However, for system (2), whether the time delay will lead to periodic oscillations from Hopf bifurcation is interesting. The theoretical analysis for exploring this phenomenon is more challenging and remains unknown.

It should be mentioned that some papers have focused on the stability and local Hopf bifurcation in delayed HIV model, such as [4, 13, 14, 15]. Nevertheless, there are few results about the global Hopf bifurcation for HIV model. Therefore, the main purpose of this paper is to discuss the stability of equilibria and establish the existence of local and global Hopf bifurcating periodic solutions.

The paper is organized as follows: in Section 2 and Section 3, the stability criterion and existence of local Hopf bifurcation are discussed. In Section 4, the global continuation of local bifurcation is done. In Section 5, some numerical examples are given to illustrate the theoretical analyses. Finally, conclusions are given.

2 Stability of Virus-free Equilibrium

In this section, we mainly focus on the local stability of uninfected equilibrium. Obviously, if $R_0 = \frac{N\delta ks}{cd(b+\delta)} > 1$, then there are two nonnegative equilibria:

$$E_1 = \left(\frac{s}{d}, 0, 0\right), \quad E_2 = (x^*, y^*, z^*).$$

Here,

$$\begin{aligned} x^* &= \frac{(b + \delta)c}{N\delta k}, \\ y^* &= \frac{1}{\delta} \left(s - \frac{cd(\delta + b)}{N\delta k} \right), \\ z^* &= \frac{N\delta y^*}{c}. \end{aligned}$$

The Jacobian matrix of system (2) at virus-free equilibrium E_1 is

$$J_1 = \begin{bmatrix} -d & b & -\frac{ks}{d}e^{-\lambda\tau} \\ 0 & -(b + \delta) & \frac{ks}{d}e^{-\lambda\tau} \\ 0 & N\delta & -c \end{bmatrix},$$

and the characteristic equation is

$$(\lambda + d)[\lambda^2 + (b + c + \delta)\lambda + (b + \delta)c - \frac{Nks\delta}{d}e^{-\lambda\tau}] = 0. \quad (3)$$

It is well known that the stability of the equilibrium of delay differential equation depends on the distribution of the zeros of characteristic equation. In the following, we shall use the main results in Ruan and Wei [16], which is a generalization of the lemma in Cook and Grossman [17], to analyze the distribution of characteristic roots for (3). We first state the useful lemma as follows.

Lemma 1 Consider the following exponential polynomial:

$$\begin{aligned} &P(\lambda, e^{-\lambda\tau_1}, e^{-\lambda\tau_2}, \dots, e^{-\lambda\tau_m}) \\ &= \lambda^n + p_1^{(0)}\lambda^{n-1} + p_2^{(0)}\lambda^{n-2} + \dots + p_n^{(0)} \\ &\quad + [p_1^{(1)}\lambda^{n-1} + p_2^{(1)}\lambda^{n-2} + \dots + p_n^{(1)}]e^{-\lambda\tau_1} \\ &\quad + \dots \\ &\quad + [p_1^{(m)}\lambda^{n-1} + p_2^{(m)}\lambda^{n-2} + \dots + p_n^{(m)}]e^{-\lambda\tau_m}, \end{aligned}$$

where $\tau_i \geq 0 (i = 1, 2, \dots, m)$ and $p_j^{(i)} (i = 0, 1, \dots, m; j = 1, 2, \dots, n)$ are constants. As $(\tau_1, \tau_2, \dots, \tau_m)$ vary, the sum of the orders of the zeros of $P(\lambda, e^{-\lambda\tau_1}, e^{-\lambda\tau_2}, \dots, e^{-\lambda\tau_m})$ in the open right half plane can change only if a zero appears on or crosses the imaginary axis.

This means that the number of characteristic roots with positive real parts can change only if there exist purely imaginary roots.

If $\tau = 0$, from Routh–Hurwitz criterion, all roots of equation (3) have negative real part when $R_0 < 1$; only one root of (3) has positive real part when $R_0 > 1$.

For $\tau \neq 0$, we assume that $\lambda = i\omega (\omega > 0)$ is a root of equation (3). This is the case if and only if ω satisfies the following equation:

$$-\omega^2 + i\omega(b+c+\delta) + (b+\delta)c = \frac{N\delta sk}{d}(\cos \omega\tau - i \sin \omega\tau).$$

Separating the real and imaginary parts, we have the following equations for ω :

$$\begin{cases} -\omega^2 + c(b + \delta) = \frac{N\delta sk}{d} \cos \omega\tau, \\ -\omega(b + c + \delta) = \frac{N\delta sk}{d} \sin \omega\tau. \end{cases}$$

It follows that

$$\omega^4 + A_1\omega^2 + A_2 = 0, \tag{4}$$

where

$$A_1 = b^2 + c^2 + \delta^2 - 2b\delta > 0, \\ A_2 = \left((b + \delta)c + \frac{N\delta sk}{d} \right) \left((b + \delta)c - \frac{N\delta sk}{d} \right).$$

Hence, if $R_0 > 1$, equation (4) has the unique positive root ω_{01} when $\tau = \tau_{l1} = \frac{1}{\omega_0} \arcsin \left(\frac{-d\omega_0(b+c\delta)}{N\delta sk} + 2l\pi \right) (l = 0, 1, 2, \dots)$; if $R_0 < 1$, equation (4) has no positive root. Moreover, equation (3) has a pair of purely imaginary roots when $R_0 > 1$, and has no purely imaginary root when $R_0 < 1$.

Then, let's consider the transversality condition. Differentiating equation (3) with respect to τ , we have

$$(2\lambda + b + c + \delta) \frac{d\lambda}{d\tau} + \frac{N\delta sk\tau}{de^{\lambda\tau}} \frac{d\lambda}{d\tau} = -\frac{\lambda N\delta sk}{de^{\lambda\tau}}.$$

Thus,

$$\begin{aligned} & \text{sign} \left\{ \left. \frac{d\text{Re}(\lambda)}{d\tau} \right|_{\omega=\omega_{01}, \tau=\tau_{l1}} \right\} \\ &= \text{sign} \left\{ \text{Re} \left(\frac{d\lambda}{d\tau} \right)^{-1} \right\} \\ &= \text{sign} \left\{ \text{Re} \left(-\frac{(2\lambda + b + c + \delta)d}{\lambda N\delta sk e^{-\lambda\tau}} - \frac{\tau}{\lambda} \right) \right\} \\ &= \text{sign} \left\{ \text{Re} \left(\frac{-(2\lambda + b + c + \delta)}{\lambda(\lambda^2 + (b + c + \delta)\lambda + (b + \delta)c)} \right) \right\} \\ &= \text{sign} \left\{ \frac{i(2\omega i + b + c + \delta)}{\omega(-\omega^2 + (b + c + \delta)\omega i + (b + \delta)c)} \right\} \\ &= \text{sign} \left\{ 2\omega^2 - 2c(b + \delta) + (b + c + \delta)^2 \right\} \\ &= \text{sign} \left\{ 2\omega^2 + (b + \delta)^2 + c^2 \right\} \\ &> 0. \end{aligned}$$

According to Lemma 1, we can conclude the stability of virus-free equilibrium as follows:

Theorem 2 For $R_0 < 1$, all roots of equation (3) have negative real parts for any $\tau > 0$, then the equilibrium E_1 is absolutely stable. For $R_0 > 1$, equation (3) has $(2l + 3)$ roots with positive real parts for $\tau \in (\tau_{l1}, \tau_{(l+1)1}) (l = 0, 1, 2, \dots)$, then E_1 is unstable.

From Theorem 2, it is found that time delay has no effect on the dynamic behaviors of equilibrium E_1 .

3 Existence of Hopf bifurcation

Next, we shall discuss the stability of infected equilibrium E_2 . The linear part of system (2) at E_2 is

$$\frac{dX(t)}{dt} = AX(t) + BX(t - \tau), \tag{5}$$

where $X(t) = (x(t), y(t), z(t))^T$,

$$A = \begin{bmatrix} -d & b & 0 \\ 0 & -(b + \delta) & 0 \\ 0 & N\delta & -c \end{bmatrix},$$

and

$$B = \begin{bmatrix} -kz^* & 0 & -kx^* \\ kz^* & 0 & kx^* \\ 0 & 0 & 0 \end{bmatrix}.$$

The characteristic equation of (5) is

$$\lambda^3 + a_0\lambda^2 + a_1\lambda + a_2 + (b_0\lambda^2 + b_1\lambda + B_2)e^{-\lambda\tau} = 0, \tag{6}$$

where

$$\begin{aligned} a_0 &= b + c + d + \delta, \\ a_1 &= d(b + c + \delta) + c(b + \delta), \\ a_2 &= cd(b + \delta), \\ b_0 &= kz^*, \\ b_1 &= k(\delta + c)z^* - c(b + \delta), \\ b_2 &= \delta ckz^* - cd(b + \delta). \end{aligned}$$

If $\tau = 0$, then all roots of equation (6) have negative real parts when $R_0 > 1$. If $\tau \neq 0$, this equation has infinitely many roots. Next, we shall discuss the sum of zeros of equation (6) in the open right half plane.

Let $\lambda = i\omega (\omega > 0)$ be a root of (6), then

$$\begin{aligned} & -i\omega^3 - a_0\omega^2 + ia_1\omega + a_2 \\ & + (b_2 - b_0 + ib_1\omega)(\cos \omega\tau - i \sin \omega\tau) = 0. \end{aligned}$$

Separating the real and imaginary parts, we have

$$\begin{cases} a_1\omega - \omega^3 = (b_2 - b_0\omega^2) \sin \omega\tau - b_1\omega \cos \omega\tau, \\ a_0\omega^2 - a_2 = (b_2 - b_0\omega^2) \cos \omega\tau + b_1\omega \sin \omega\tau. \end{cases} \tag{7}$$

Squaring and adding both equations of (7), we can obtain the following sixth-degree equation for ω :

$$\omega^6 + (a_0^2 - b_0^2 - 2a_1)\omega^4 + (a_1^2 - 2a_1a_2 - b_1^2 + 2b_0b_2)\omega^2 + (a_2^2 - b_2^2) = 0. \tag{8}$$

Putting $\omega^2 = u$ into (8), we can get the following cubic equation:

$$\begin{aligned} F(u) &= u^3 + (a_0^2 - b_0^2 - 2a_1)u^2 + (a_1^2 - 2a_1a_2 - b_1^2 + 2b_0b_2)u + (a_2^2 - b_2^2) \\ &= 0. \end{aligned}$$

Note that

$$\begin{aligned} F'(u) &= 3u^2 + 2(a_0^2 - b_0^2 - 2a_1)u \\ &\quad + (a_1^2 - 2a_1a_2 - b_1^2 + 2b_0b_2). \end{aligned}$$

Let

$$\Delta = (a_0^2 - b_0^2 - 2a_1)^2 - 3(a_1^2 - 2a_1a_2 - b_1^2 + 2b_0b_2).$$

It is obvious that $a_2^2 - b_2^2 < 0$ if and only if $a_2 - b_2 < 0$. Since $\lim_{u \rightarrow +\infty} F(u) = +\infty$, if $F(0) = a_2^2 - b_2^2 < 0$, we know that $F(u) = 0$ has at least one positive root, and the characteristic equation has a pair of purely imaginary roots.

If $\Delta \leq 0$, then $F'(u) \geq 0$, and thus $F(u)$ is monotonically increasing for $u \geq 0$. Hence $F(u) = 0$ has no positive root when $F(0) = a_2^2 - b_2^2 > 0$ and $\Delta \leq 0$. Therefore, the characteristic equation has no purely imaginary root.

Besides, if $\Delta > 0$, then $F'(u) = 0$ has two real roots:

$$u_1 = \frac{-(a_0^2 - b_0^2 - 2a_1) + \sqrt{\Delta}}{3}$$

and

$$u_2 = \frac{-(a_0^2 - b_0^2 - 2a_1) - \sqrt{\Delta}}{3}.$$

If $u_1 > 0$ and $F(u_1) < 0$, then $F(u) = 0$ has positive roots.

Let $u_l (1 \leq l \leq 3)$ be the positive roots of $F(u) = 0$ and $\omega_l = \sqrt{u_l}$. By (7), we have

$$\begin{aligned} \cos \omega_l \tau &= \frac{(b_1 - a_0b_0)\omega_l^4 + (a_2b_0 + a_0b_2 - a_1b_1)\omega_l^2 - a_2b_2}{(b_0\omega_l^2 - b_2)^2 + b_1^2\omega_l^2}. \end{aligned}$$

Thus, if we denote

$$\tau_l^{(j)} = \frac{1}{\omega_l} \{ \arccos A + 2j\pi \},$$

where $A = \frac{(b_1 - a_0b_0)\omega_l^4 + (a_2b_0 + a_0b_2 - a_1b_1)\omega_l^2 - a_2b_2}{(b_0\omega_l^2 - b_2)^2 + b_1^2\omega_l^2}$, $l = 1, 2, 3$, $j = 0, 1, 2, \dots$. Then $\pm i\omega_l$ is a pair of purely imaginary roots of (6) with $\tau = \tau_l^{(j)}$.

Define

$$\tau_0 = \tau_{l_0}^{(0)} = \min_{l \in \{1,2,3\}} \{ \tau_l^{(j)} \}, \quad \omega_0 = \omega_{l_0},$$

and

$$\tau_j = \tau_0 + \frac{2j\pi}{\omega_0}, \quad j = 0, 1, 2, \dots$$

From Lemma 1, it can be concluded that all the characteristic roots have negative real parts for any $\tau \in [0, \tau_0)$. And then, we shall verify the transversality condition.

Lemma 3 *If $F'(\omega_0^2) \neq 0$ is satisfied, then*

$$\frac{d(\text{Re}\lambda(\tau_0))}{d\tau} > 0.$$

Proof: Differentiating both sides of equation (6) with respect to τ , we get

$$\left[\frac{d\lambda(\tau)}{d\tau} \right]^{-1} = \frac{e^{\lambda\tau}(3\lambda^2 + 2a_0\lambda + a_1) + 2b_0\lambda + b_1}{\lambda(b_0\lambda^2 + b_1\lambda + b_2)} - \frac{\tau}{\lambda}.$$

This gives

$$\begin{aligned} &\left[\frac{d\text{Re}\lambda(\tau)}{d\tau} \right]_{\tau=\tau_0}^{-1} \\ &= \text{Re} \left[\frac{e^{\lambda\tau}(3\lambda^2 + 2a_0\lambda + a_1) + 2b_0\lambda + b_1}{\lambda(b_0\lambda^2 + b_1\lambda + b_2)} \right]_{\tau=\tau_0} \\ &= \frac{1}{b_1^2\omega_0^4 + (b_2 - b_0\omega_0^2)^2\omega_0^2} \{ 2b_0\omega_0^2(b_2 - b_0\omega_0^2) \\ &\quad (a_1 - 3\omega_0^2)\omega_0[(b_2 - b_0\omega_0^2) \sin \omega_0\tau_0] - b_1^2\omega_0^2 \\ &\quad + 2a_0\omega_0^2[(b_2 - b_0\omega_0^2) \cos \omega_0\tau_0 + b_1\omega_0 \sin \omega_0\tau_0] \} \\ &= \frac{1}{b_1^2\omega_0^2 + (b_2 - b_0\omega_0^2)^2} \{ 3\omega_0^4 + 2(a_0^2 - b_0^2 - 2a_1)\omega_0^2 \\ &\quad + a_1^2 - 2a_1a_2 - b_1^2 + 2b_0b_2 \} \\ &= \frac{F'(\omega_0^2)}{b_1^2\omega_0^2 + (b_2 - b_0\omega_0^2)^2}. \end{aligned}$$

Hence,

$$\text{sign} \left\{ \frac{d\text{Re}\lambda(\tau)}{d\tau} \right\}_{\tau=\tau_0} = \text{sign} \{ F'(\omega_0^2) \}.$$

Suppose for a moment that $\frac{d(\text{Re}\lambda(\tau_0))}{d\tau} < 0$, then equation (6) has roots with positive real parts for $\tau < \tau_0$ and close to τ_0 . This contradicts the fact that characteristic equation has no root with positive real part for $\tau < \tau_0$. Thus, this completes the proof. \square

From above analysis, we can establish the distribution of characteristic roots of (6) and can derive the stability of infected equilibrium and small amplitude periodic solutions due to Hopf bifurcation [18].

Theorem 4 Suppose $R_0 > 1$. The following results can be obtained.

(i) If $\Delta \leq 0$, then all roots of (6) have negative real parts for any $\tau \geq 0$, and the virus-free equilibrium E_1 is absolutely stable.

(ii) If $a_2 - b_2 < 0$ or $\Delta > 0$, $u_1 > 0$, $F(u_1) < 0$, then all roots of (6) have negative real parts only when $\tau \in [0, \tau_0)$. Moreover, the infected equilibrium E_2 is stable when $\tau \in [0, \tau_0)$ and unstable when $\tau > \tau_0$. τ_0 is the Hopf bifurcation value, which means that periodic solutions will bifurcate from this positive equilibrium as τ passes through the critical value τ_0 .

This theorem can establish the existence of bifurcating periodic solutions. Further, by following the algorithm in [18], we can also determine the direction of Hopf bifurcation and stability of periodic solutions. However, that procedure is so tedious that we omit it.

4 Global Continuation of Local Hopf Bifurcation

It is known that the periodic solutions established by Theorem 4 only exit in a small neighborhood of the critical value. It is significant to explore the global existence of those bifurcating periodic solutions. Next, by using the global bifurcation theorem due to Wu [19], we shall study the global continuation of local Hopf bifurcation at infected equilibrium E_2 .

For simplification of notation, setting $u_t = (x_t, y_t, z_t)^T$, system (2) can be rewritten as the following functional differential equation:

$$\dot{u}(t) = F(u_t, \tau, T), \tag{9}$$

where $u_t(\theta) = u(t + \theta) \in C([-\tau, 0], R^3)$.

Following the work of Wu [19], we need to define $X = C([-\tau, R^3])$,

$$\Sigma = Cl \left\{ \begin{array}{l} (u, \tau, T) \in X \times R \times R^+ : \\ u \text{ is a } T\text{-periodic solution of (9)} \end{array} \right\}$$

and

$$N = \{(\hat{u}, \tau, T) : F(\hat{u}, \tau, T) = 0\}$$

where \hat{u} and u are the equilibrium and a nonconstant periodic solution of equation (9), respectively. Let $C(\hat{u}, \tau_j, 2\pi/\omega_0)$ denote the connected component through isolated center $(\hat{u}, \tau_j, 2\pi/\omega_0)$ in Σ .

Lemma 5 All nonconstant periodic solutions of (2) with positive initial values are ultimately uniformly bounded when τ is bounded.

Proof: It follows from (2) that

$$\begin{cases} x(t) = x(0) \exp \left\{ \int_0^t \left(\frac{s}{x(v)} - \frac{kx(v-\tau)z(v-\tau)}{x(v)} - d \right) + \frac{by(v)}{x(v)} \right\} dv, \\ y(t) = y(0) \exp \left\{ \int_0^t \left(\frac{kx(v-\tau)z(v-\tau)}{y(v)} - (b + \delta) \right) dv \right\}, \\ z(t) = z(0) \exp \left\{ \int_0^t \left(\frac{N\delta y(v)}{z(v)} - c \right) dv \right\}, \end{cases}$$

which implies that the solutions of (2) cannot cross the coordinate axes. Therefore, we have $x(t) > 0$, $y(t) > 0$ and $z(t) > 0$ for $t \geq 0$ under the positive initial values.

From the first two equations of (2), we get

$$\begin{aligned} (x(t) + y(t))' &= s - dx(t) - \delta y(t) \\ &\leq s - \tilde{d}(x(t) + y(t)), \end{aligned}$$

where $\tilde{d} = \min\{d, \delta\}$, and thus

$$\limsup_{t \rightarrow +\infty} (x(t) + y(t)) \leq \frac{s}{\tilde{d}}.$$

Then,

$$\begin{aligned} (z(t))' &= N\delta y(t) - cz(t) \\ &\leq N\delta \frac{s}{\tilde{d}} - cz(t), \end{aligned}$$

and

$$\limsup_{t \rightarrow +\infty} z(t) \leq \frac{N\delta s}{c\tilde{d}}.$$

Therefore, $x(t)$, $y(t)$ and $z(t)$ are ultimately uniformly bounded. \square

Lemma 6 System (2) has no nonconstant periodic solutions with period τ when $R_0 > 1$.

Proof: Note that if $u(t) = (x(t), y(t), z(t))^T$ is a τ -periodic solution of (2), then $u(t)$ is a nonconstant τ -periodic solution of the corresponding ordinary differential system(1). It has been proved in [11] that the positive equilibrium E_2 is globally stable when $R_0 > 1$. Thus, system (1) has no nonconstant τ -periodic solution. The proof is complete. \square

Lemma 7 The periods of periodic solutions of (2) are uniformly bounded.

Proof: By the definition of τ_j in Section 3, when $j \geq 1$, we have $2\pi/\omega_0 \leq \tau_j$. For $\tau > \tau_j$, there exists an integer m , such that $\frac{\tau}{m} < 2\pi/\omega_0 < \tau$. As system (1.0) has no nontrivial τ -periodic solution, for any integer n , (2) has no $\frac{\tau}{n}$ -periodic solution. This implies that the period T of a periodic solution on the connected component $C(\hat{u}, \tau_j, 2\pi/\omega_0)$ satisfies $\tau/m < p < \tau$. So we can know that the periods of the periodic solutions of (2) on $C(\hat{u}, \tau_j, \frac{2\pi}{\omega_0})$ are uniformly bounded. \square

Theorem 8 Suppose that $R_0 > 1$ and hypothesis (ii) in Theorem 4 are satisfied. Then system (2) still has periodic solutions even when $\tau > \tau_j (j = 1, 2, \dots)$.

Proof: By the definition of isolated center in [19], we can easily verify that (E_2, τ_j, T) is the unique isolated center. The characteristic equation of (2) at positive equilibrium E_2 is

$$\Delta(E_2, \tau, p)(\lambda) = \lambda^3 + a_0\lambda^2 + a_1\lambda + a_2 + (b_0\lambda^2 + b_1\lambda + b_2)e^{-\lambda\tau}.$$

There exist $\varepsilon > 0, \gamma > 0$ and a smooth curve $\lambda(\tau) : (\tau_j - \gamma, \tau_j + \gamma) \rightarrow C$, such that for any $\tau \in [\tau_j - \gamma, \tau_j + \gamma]$,

$$\Delta(\lambda(\tau)) = 0, |\lambda(\tau) - \omega_0 i| < \varepsilon,$$

and

$$\lambda(\tau_j) = i\omega_0, \frac{d\text{Re}\lambda(\tau)}{d\tau} \Big|_{\tau=\tau_j} \neq 0.$$

Let $\Omega_{\varepsilon, \frac{2\pi}{\omega_0}} = \{(\eta, T) : 0 < \eta < \varepsilon, |T - \frac{2\pi}{\omega_0}| < \varepsilon\}$.

If $|\tau - \tau_j| \leq \delta$ and $(\eta, T) \in \partial\Omega_{\varepsilon, \frac{2\pi}{\omega_0}}$ are satisfied, then $\Delta(E_2, \tau, T)(\eta + \frac{2\pi}{T}i) = 0$ if and only if $\eta = 0, \tau = \tau_j, T = \frac{2\pi}{\omega_0}$.

If we put

$$H^\pm(E_2, \tau_j, \frac{2\pi}{\omega_0})(\eta, T) = \Delta(E_2, \tau_j \pm \gamma, T)(\eta + i\frac{2\pi}{T}),$$

then we have

$$\begin{aligned} \gamma(E_2, \tau_j, \frac{2\pi}{\omega_0}) &= \text{deg}_B(H^-(E_2, \tau_j, \frac{2\pi}{\omega_0}), \Omega_{\varepsilon, \frac{2\pi}{\omega_0}}) \\ &\quad - \text{deg}_B(H^+(E_2, \tau_j, \frac{2\pi}{\omega_0}), \Omega_{\varepsilon, \frac{2\pi}{\omega_0}}) \\ &= -1. \end{aligned}$$

According to Theorem 3.3 in [19], connected component $C(E_2, \tau_j, \frac{2\pi}{\omega_0})$ are unbounded. From Lemma 5 and Lemma 7, the projection of $C(E_2, \tau_j, \frac{2\pi}{\omega_0})$ onto τ -space are unbounded.

As $\tau = 0$, system (2) has no nontrivial periodic solution, this implies that projection of $C(E_2, \tau_j, \frac{2\pi}{\omega_0})$ onto τ -space must be positive and has a lower bound. Thus, periodic solutions still exist even if $\tau > \tau_j$. This completes the proof. \square

5 Numerical Simulation

In this section, we try to present some numerical examples for system (2) to validate the previous main

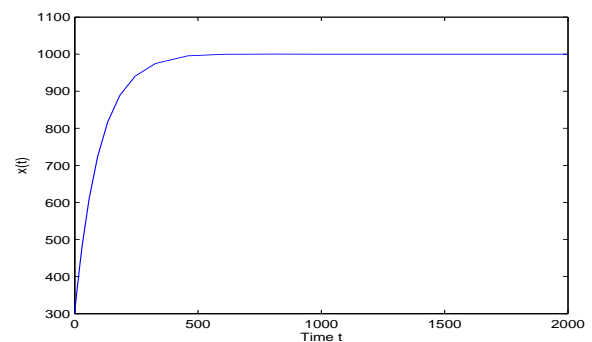
theorems. By extracting the values from [11], we choose a set of parameters as follows:

$$s = 10, b = 0.2, k = 0.000024, d = 0.01, \delta = 0.16, c = 3.4, N = 1000.$$

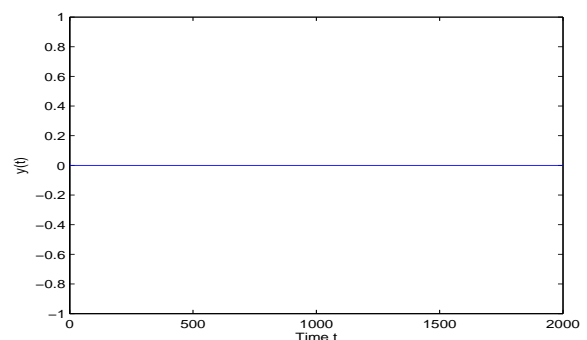
Then $R_0 = 3.13725, E_1 = (1000, 0, 0)$ and $E_2 = (318.75, 42.5781, 2003.68)$. By direct computation with Mathematica, we can also obtain that equation (8) has the unique positive root $\omega_0 = 0.00983002$, and $\tau_0 = 195.585, a_2 - b_2 = -0.00168, F'(\omega_0^2) = 0.455948 > 0$.

First, we set $\tau = 10$. From Fig.1 and Fig.2, it is clear that the solutions will converge to different equilibria with initial values $I_{10} = (300, 0, 0)$ and $I_{20} = (300, 0.001, 0)$, respectively. This means that even tiny infected CD4⁺ T-cells may lead to the disease transmission.

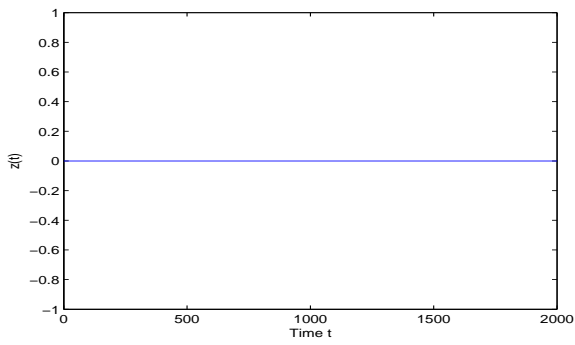
Next, we fix the initial value $I_{30} = (300, 40, 2000)$, the infected equilibrium E_2 is asymptotically stable as depicted in Fig.3 and Fig.4 when $\tau = 10$ or $\tau = 120$, which are smaller than τ_0 . Fig.5 and Fig.6 show that periodic oscillations occur when τ is larger that τ_0 , such as $\tau = 198$ and $\tau = 250$. Thus, we can claim that the time delay τ is vital to the solutions of system (2). The main results show that if we shorten the incubation period, we will control the disease.



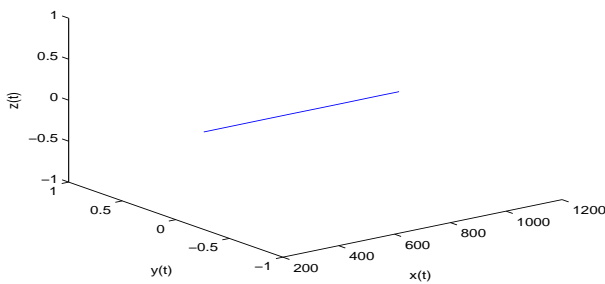
(a) $x - t$



(b) $y - t$

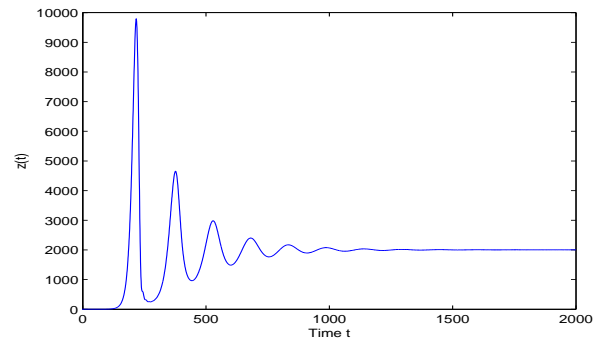


(c) $z - t$

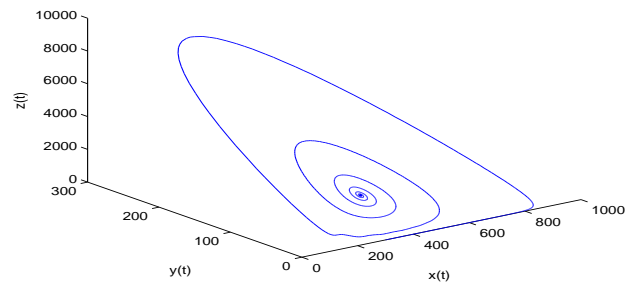


(d) $x - y - z$

Fig. 1. Asymptotical stability of virus-free equilibrium E_1 for initial value $(300, 0, 0)$ with $\tau = 10$.

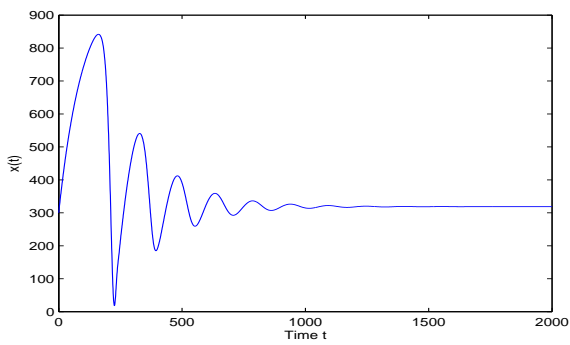


(c) $z - t$

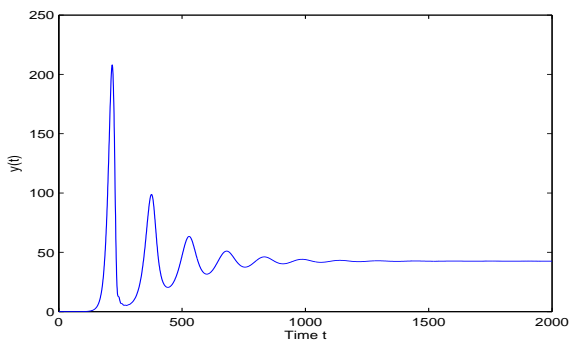


(d) $x - y - z$

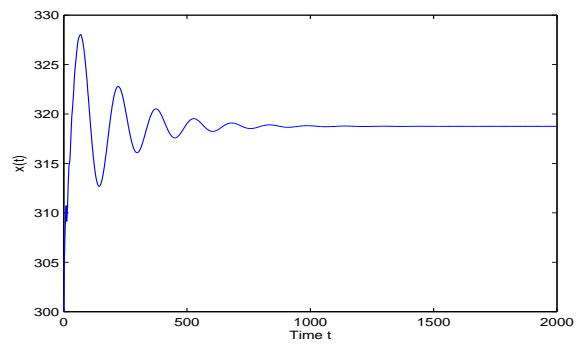
Fig. 2. Asymptotical stability of infected equilibrium E_2 for initial value $(300, 0.001, 0)$ with $\tau = 10$.



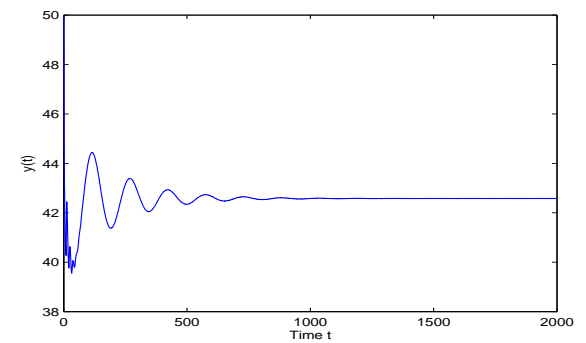
(a) $x - t$



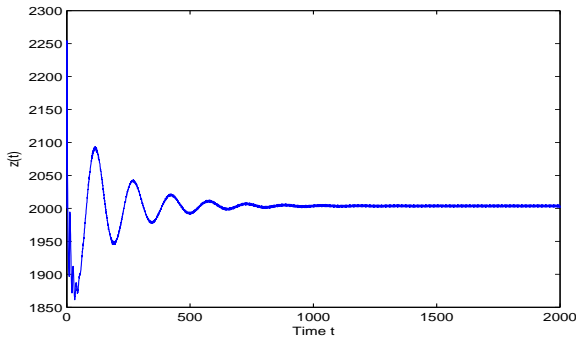
(b) $y - t$



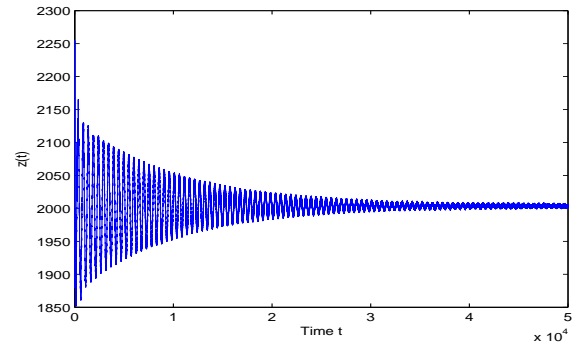
(a) $x - t$



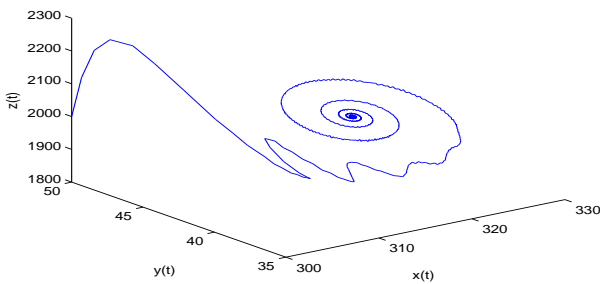
(b) $y - t$



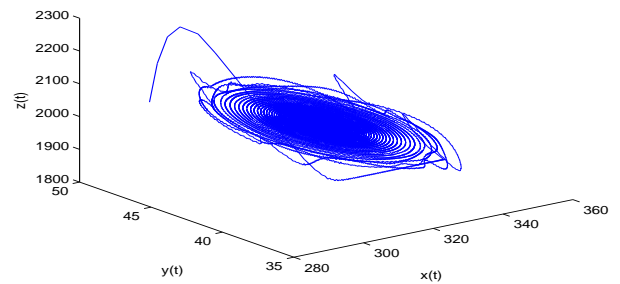
(c) $z - t$



(c) $z - t$



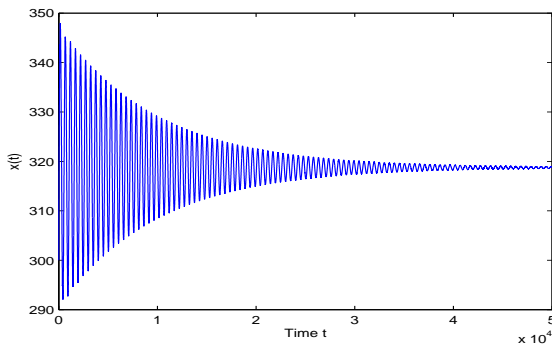
(d) $x - y - z$



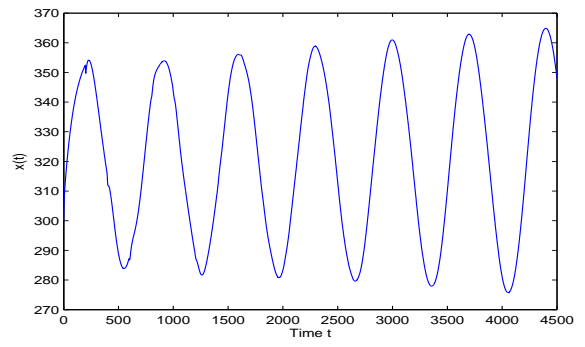
(d) $x - y - z$

Fig. 3. Asymptotical stability of infected equilibrium E_2 for initial value $(300, 40, 2000)$ with $\tau = 10 < \tau_0$.

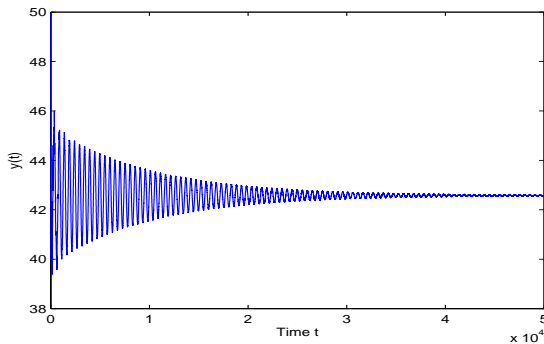
Fig. 4. Asymptotical stability of infected equilibrium E_2 for initial value $(300, 40, 2000)$ with $\tau = 120 < \tau_0$.



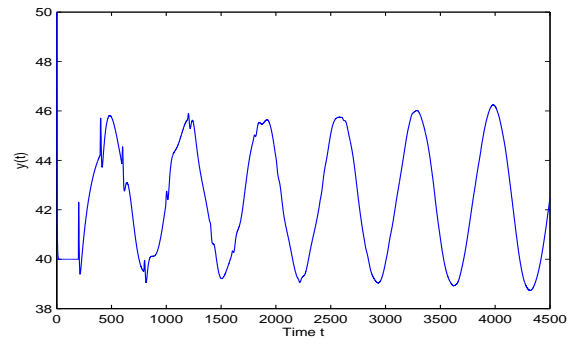
(a) $x - t$



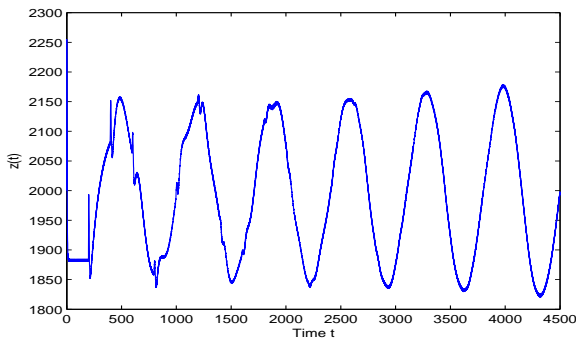
(a) $x - t$



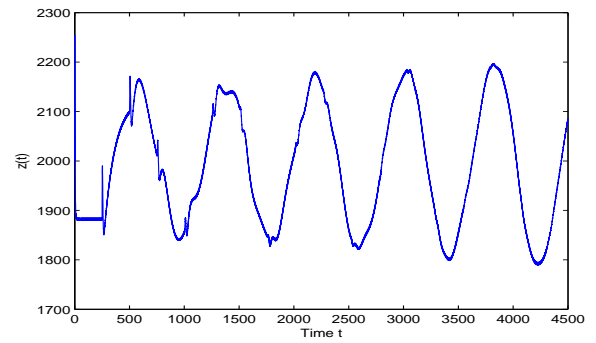
(b) $y - t$



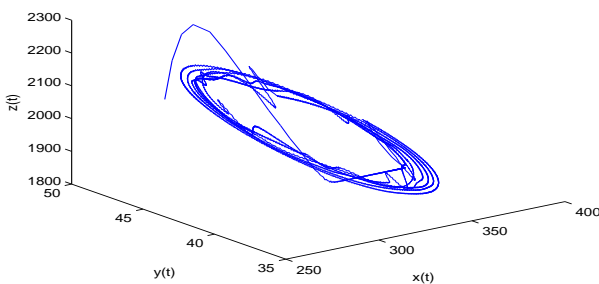
(b) $y - t$



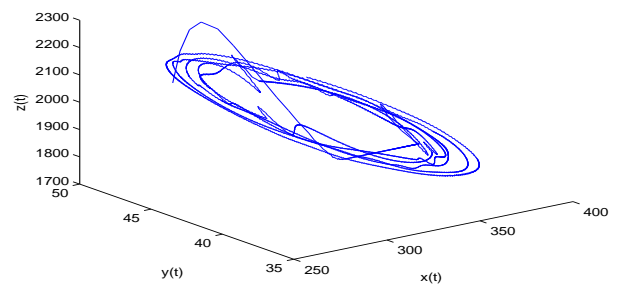
(c) $z - t$



(c) $z - t$



(d) $x - y - z$



(d) $x - y - z$

Fig. 5. Periodic solution of system (2) for initial value (300, 40, 2000) with $\tau = 198 > \tau_0$.

Fig. 6. Periodic solution of system (2) for initial value (300, 40, 2000) with $\tau = 250 > \tau_0$.

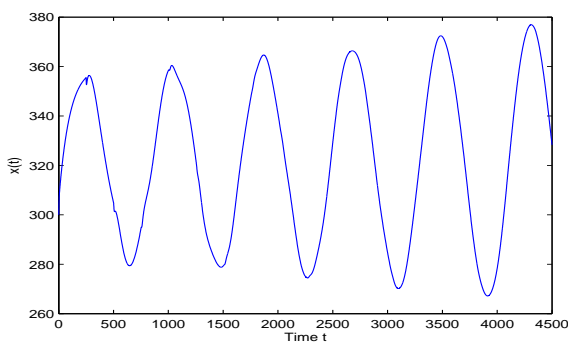
6 Conclusion

In this paper, we have introduced time delay to a mathematical model for the dynamics of HIV and $CD4^+$ T cells with cure rate. Stabilities of the two nonnegative equilibria are investigated by analyzing the corresponding characteristic equations. By choosing the time delay as a bifurcation parameter, a sufficient condition has been established for local existence of Hopf bifurcation at the positive infected equilibrium. Then, with the help of global bifurcation theory due to Wu, global continuation of local bifurcation has been derived. Finally, through numerical simulations, it can be concluded that the latent period plays an important role in the disease spread and the disease may be controlled by shortening that latent period.

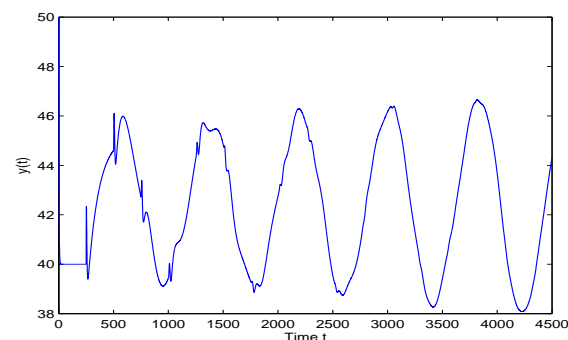
Acknowledgements: The research was supported by the Anhui Provincial Natural Science Funds (No. 1208085QA11) and Natural Science Foundation of the Higher Education Institutions of Anhui Province (No. KJ2012A001 and KJ2013B003).

References:

- [1] F. Brauer and C. Castillo-Chavez, *Mathematical Models in Population Biology and Epidemiol-*



(a) $x - t$



(b) $y - t$

- ogy, Springer-Verlag, New York, 2001.
- [2] Yongzhao Wang, Dongwei Huang, Shuangde Zhang and Hongjie Liu, Dynamic behavior in a HIV infection model for the delayed immune response, *WSEAS Transaction on Mathematics*, 10, 2011, pp. 398–407.
- [3] Sunita Gakkhar and Nareshkumar Chavda, A dynamical model for HIV-TB co-infection, *Applied Mathematics and Computation*, 218, 2012, pp. 9261–9270.
- [4] Michael Y. Li and Hongying Shu, Global dynamics of a mathematical model for HTLV-I infection of $CD4^+$ T cells with delayed CTL response, *Nonlinear Analysis: RWA*, 13, 2012, pp. 1080–1092.
- [5] Lequan Min, Yongmei Su and Yang Kuang, Mathematical analysis of a basic virus infection model with application to HBV infection, *Rocky Mountain Journal of Mathematics*, 38, 2008, pp. 1573–1585.
- [6] Bruno Buonomo and Cruz Vargas-De-León, Global stability for an HIV-1 infection model including an elipse stage of infected cells, *Journal of Mathematical Analysis and Applications*, 385, 2012, pp.709–720.
- [7] Henry C. Tuckwell and Frederic Y.M. Wan, On the behavior of solutions in viral dynamical models, *BioSystems*, 73, 2004, pp. 157–161.
- [8] Andreas V. M. Herz, Sebastian Bonhoeffer, Roy M. Anderson, Robert M. May and Martin A. Nowak, Viral dynamics in vivo: Limitations on estimates of intracellular delay and virus decay, *Proc. Natl. Acad. Sci. USA*, 93, 1996, pp. 7247–7251.
- [9] Kaifa Wang, Aijun Fan and Angela Torres, Global properties of an improved hepatitis B virus model, *Nonlinear Analysis: RWA*, 11, 2010, pp. 3131–3138.
- [10] Libin Rong, Michael A. Gilchrist, Zhilan Feng and Alan S. Perelson, Modeling within-host HIV-1 dynamics and the evolution of drug resistance: Trade-offs between viral enzyme function and drug susceptibility, *Journal of Theoretical Biology*, 247, 2007, pp. 804–818.
- [11] Prashant Kr. Srivastava and Peeyush Chandra, Modeling the dynamics of HIV and $CD4^+$ T cells during primary infection, *Nonlinear Analysis: RWA*, 11, 2010, pp. 612–618.
- [12] P. Balasubramaniam, M. Prakash and Ju H. Park, Hopf bifurcation analysis of delayed model of thymic infection with HIV-1, *Applied Mathematics and Computation*, 218, 2012, pp. 11505–11517.
- [13] Pengmiao Hao, Dejun Fan, Junjie Wei and Qinghe Liu, Dynamic behaviors of a delayed HIV model with stage-structure, *Commun. Nonlinear Sci. Numer. Simulat.*, 17, 2012, pp. 4753–4766.
- [14] Rebecca V. Culshaw and Shigui Ruan, A delay-differential equation model of HIV infection of $CD4^+$ T-cells, *Mathematical Biosciences*, 165, 2000, pp. 27–39.
- [15] P. W. Nelson and A. S. Perelson, Mathematical analysis of delay differential equation models of HIV-1 infection, *Mathematical Biosciences*, 179, 2002, pp. 73–94.
- [16] Shigui Ruan and Junjie Wei, On the zeros of transcendental functions with applications to stability of delay differential equations with two delays, *Dyna. Cont. Disc. Impu. Syst. Series A: Math. Anal.*, 10, 2003, pp. 863–874.
- [17] K. L. Cooke and Z. Grossman, Discrete delay, distributed delay and stability switches, *J. Math. Anal. Appl.*, 86, 1982, pp. 592–627.
- [18] B. D. Hassard, N. D. Kazarinoff and Y. H. Wan, *Theory and Applications of Hopf bifurcation*, Cambridge, Cambridge University Press, 1981.
- [19] Jianhong Wu, Symmetric functional differential equations and neural networks with memory, *Transactions of the AMS*, 350, 1998, pp. 4799–4838.